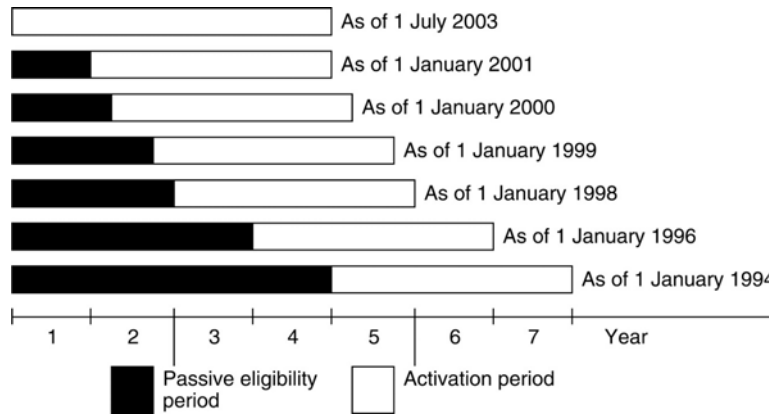


Changes to the social security system--eligibility and activation periods Note: The "right and duty" principle in the activation period was introduced in 1995

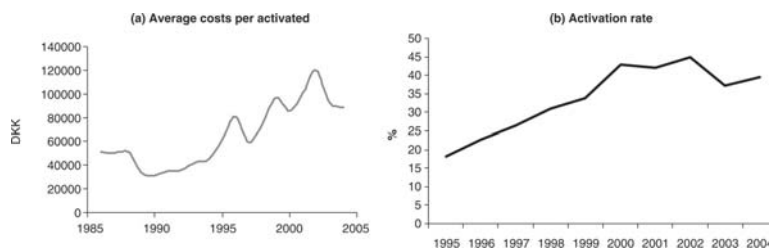


Andersen, T. M. et al. CESifo Economic Studies 2007 0:ifm015v1-15;
doi:10.1093/cesifo/ifm015

Copyright restrictions may apply.

CESifo
Economic Studies

Activation--Costs and extent Note: Costs are average cost of active labour market programmes per activated

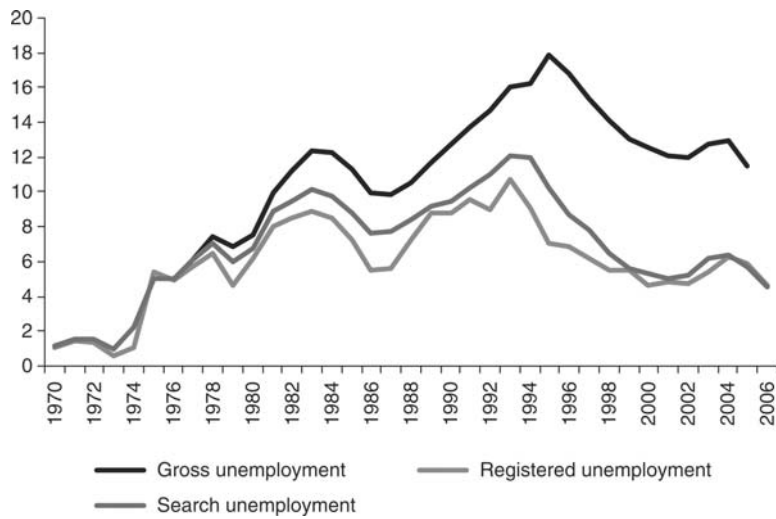


Andersen, T. M. et al. CESifo Economic Studies 2007 0:ifm015v1-15;
doi:10.1093/cesifo/ifm015

Copyright restrictions may apply.

CESifo
Economic Studies

Unemployment: search, registered and gross Note: Search unemployment is based on survey data and is measuring unemployed actively searching for a job, the gross unemployment rate equals the registered unemployment rate plus people in activation, paid leave schemes and early retirement

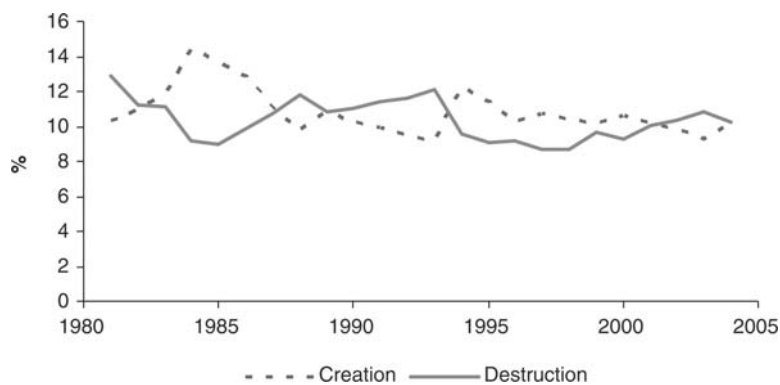


Andersen, T. M. et al. CESifo Economic Studies 2007 0:ifm015v1-15; doi:10.1093/cesifo/ifm015

Copyright restrictions may apply.

CESifo
Economic Studies

Job creation and destruction in private sector in percent of total employment, Denmark 1981-2004 Note: Based on firm level data covering the entire population of Danish firms

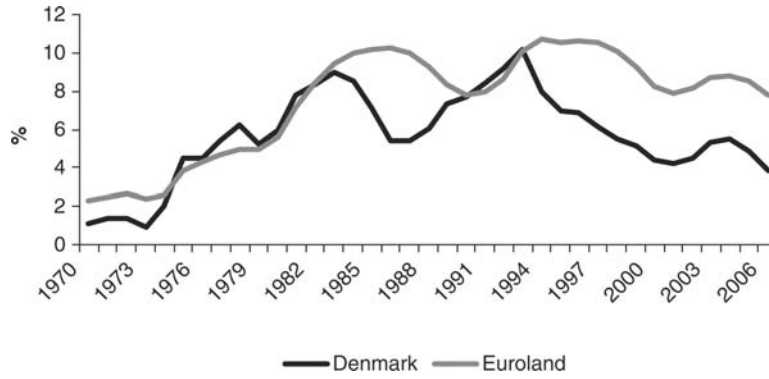


Andersen, T. M. et al. CESifo Economic Studies 2007 0:ifm015v1-15; doi:10.1093/cesifo/ifm015

Copyright restrictions may apply.

CESifo
Economic Studies

Unemployment rates: Euroland and Denmark, 1970-2006 Source: OECD

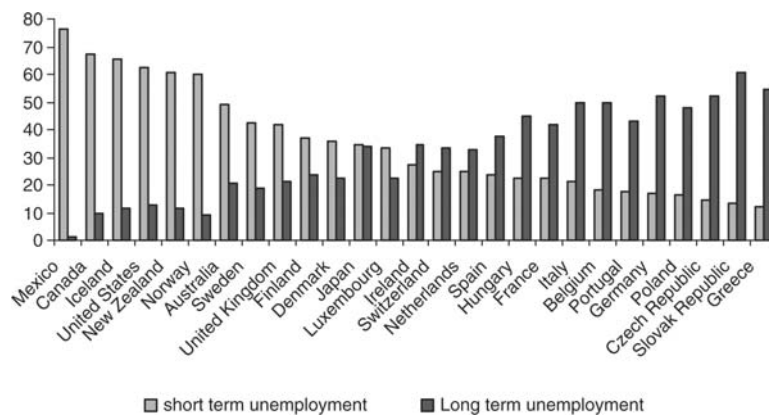


Andersen, T. M. et al. CESifo Economic Studies 2007 0:ifm015v1-15;
doi:10.1093/cesifo/ifm015

Copyright restrictions may apply.

CESifo
Economic Studies

Relative importance of short and long-term unemployment Note: Data applies to 2004

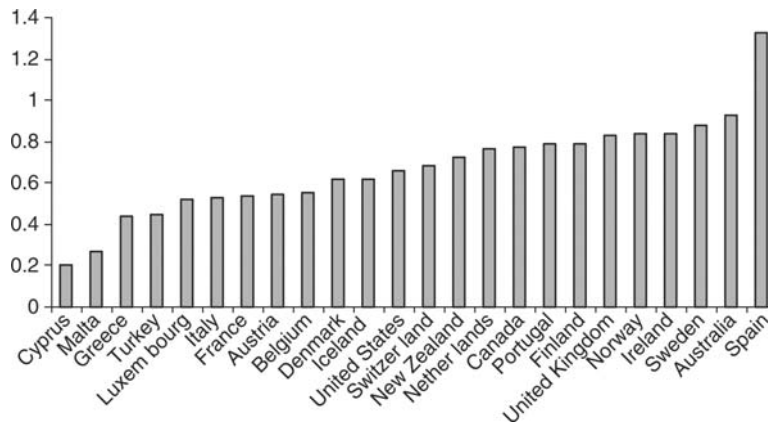


Andersen, T. M. et al. CESifo Economic Studies 2007 0:ifm015v1-15;
doi:10.1093/cesifo/ifm015

Copyright restrictions may apply.

CESifo
Economic Studies

Relative employment variability, OECD countries Note: Calculated as the standard deviation of employment growth relative to the standard deviation of real gdp growth for the period 1970-2006
 Source: Own calculations based on data from Groningen total economy data base



Andersen, T. M. et al. CESifo Economic Studies 2007 0:ifm015v1-15;
 doi:10.1093/cesifo/ifm015

Copyright restrictions may apply.

